
























42 200m Butterfly Women Heat

Official

 Entries


 Heats

Total 13 years 14 years 15 years 16-18 years

Rank	Competitor	Age	Club	RT	FINA	Result	
1	 Bell Georgina	17	 Pirates Swi...			2:32.25 Entry: 2:34.48 (- 2.23)	Q
	50m: 34.32		100m: 1:13.47 (39.15)				
	150m: 1:53.90 (40.43)		200m: 2:32.25 (38.35)				
2	 Uys Heidi	17	Swim Timaru	+0.66		2:39.32 Entry: 2:33.86 (+ 5.46)	Q
	50m: 34.62		100m: 1:14.50 (39.88)				
	150m: 1:56.08 (41.58)		200m: 2:39.32 (43.24)				
3	 McDowell ...	15	 Ashburton ...	+0.63		2:41.97 Entry: 2:45.05 (- 3.08)	Q
	50m: 34.23		100m: 1:14.17 (39.94)				
	150m: 1:57.59 (43.42)		200m: 2:41.97 (44.38)				
4	 Bayley Aariah	15	 Nelson Sou...	+0.68		2:42.36 Entry: 2:43.41 (- 1.05)	Q
	50m: 34.83		100m: 1:15.81 (40.98)				
	150m: 1:58.58 (42.77)		200m: 2:42.36 (43.78)				
5	 Carter Violet	13	 Ice Breaker...			2:42.74 Entry: 2:51.76 (- 9.02)	Q
	50m: 34.92		100m: 1:16.89 (41.97)				
	150m: 2:00.72 (43.83)		200m: 2:42.74 (42.02)				
6	 Roberts Heidi	15	 Matamata ...	+0.74		2:43.20 Entry: 2:40.29 (+ 2.91)	Q
	50m: 35.48		100m: 1:16.74 (41.26)				
	150m: 2:00.23 (43.49)		200m: 2:43.20 (42.97)				
7	 Roscoe Ta...	13	 Liz van Wel...			2:43.36 Entry: 2:49.90 (- 6.54)	Q
	50m: 34.95		100m: 1:15.56 (40.61)				
	150m: 1:59.37 (43.81)		200m: 2:43.36 (43.99)				
8	 Moleta Anika	15	 Ice Breaker...			2:43.94 Entry: 2:38.54 (+ 5.40)	Q
	50m: 35.60		100m: 1:17.48 (41.88)				
	150m: 2:00.71 (43.23)		200m: 2:43.94 (43.23)				
9	 Hine Ellinor	17	 Nelson Sou...			2:44.60 Entry: 2:35.84 (+ 8.76)	Q
	50m: 33.49		100m: 1:14.42 (40.93)				
	150m: 1:59.03 (44.61)		200m: 2:44.60 (45.57)				
10	 Jenkins Alivia	15	 Liz van Wel...			2:46.33 Entry: 2:42.37 (+ 3.96)	Q
	50m: 34.90		100m: 1:16.51 (41.61)				
	150m: 2:00.80 (44.29)		200m: 2:46.33 (45.53)				
11	 Cain-Townl...	15	 Nelson Sou...			2:46.40 Entry: 2:41.22 (+ 5.18)	Q
	50m: 35.84		100m: 1:18.20 (42.36)				
	150m: 2:02.02 (43.82)		200m: 2:46.40 (44.38)				
12	 Conway Ruby	13	 Tawa Swim...			2:46.60 Entry: 2:44.13 (+ 2.47)	Q

50m: 33.97
150m: 2:02.28 (46.45)

100m: 1:15.83 (41.86)
200m: 2:46.60 (44.32)

13  Harvey Tessa

50m: 34.52
150m: 2:01.21 (44.92)

15  Liz van Wel...


100m: 1:16.29 (41.77)
200m: 2:47.12 (45.91)

2:47.12
Entry: 2:37.79 (+ 9.33)

Q

14  Leilua Sienna

50m: 34.93
150m: 2:03.05 (45.89)

16  Tawa Swim... +0.57

100m: 1:17.16 (42.23)
200m: 2:48.67 (45.62)

2:48.67
Entry: 2:43.41 (+ 5.26)

Q

15  Lovell Jessi...

50m: 35.43
150m: 2:06.50 (46.75)

15  Blenheim S...

100m: 1:19.75 (44.32)
200m: 2:54.97 (48.47)

2:54.97
Entry: 2:37.66 (+ 17.31)

Q

16  Kennard S...

50m: 36.13
150m: 2:07.95 (47.76)

13  Aquabladz ...

100m: 1:20.19 (44.06)
200m: 2:55.77 (47.82)

2:55.77
Entry: 2:48.91 (+ 6.86)

Q